
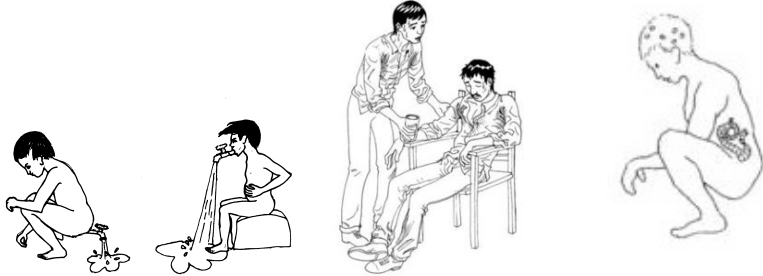
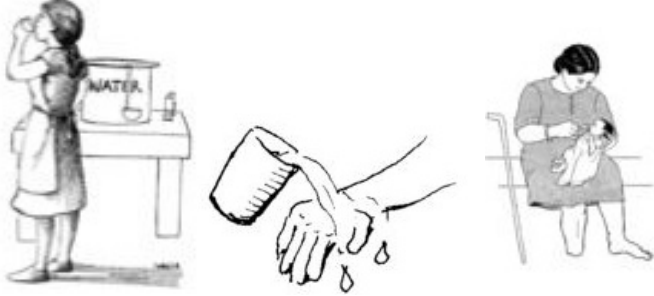


WHY IS IT IMPORTANT TO HAVE CLEAN WATER?

<p>1. WHY SHOULD YOU DRINK CLEAN WATER?</p>	<p>Clean water gives you:</p> <ul style="list-style-type: none"> • Good health • Healthy babies • Clean hands and bodies • Clean teeth • Healthy food • Good feces <p>Drink clean water every day.</p> <p>You should only drink clean water!</p>	
<p>2. WHAT HAPPENS IF YOU DRINK DIRTY WATER?</p>	<p>Dirty water can make you very sick. Viruses, bacteria, and parasites live in dirty water.</p> <ul style="list-style-type: none"> • Cholera • Typhoid • Hepatitis A • Intestinal worms and other parasitic diseases • Diarrhea and vomiting 	
<p>3. WHAT SHOULD YOU USE CLEAN WATER FOR?</p>	<ul style="list-style-type: none"> • DRINKING • Cooking • Feeding or washing baby • Washing things you cook in or that touch food • Reducing fevers • Cleaning wounds 	

HOW CAN YOU MAKE WATER CLEAN FOR DRINKING?

4. WHAT DOES DIRTY WATER LOOK LIKE?

- Water is not clean just because it is clear.
- Buying water does not guarantee that it is clean.
- You cannot see most of the harmful things in water.
- Water for drinking should never be muddy, have sticks or debris in it, or be thick.
- Clean water should be kept in clean containers only used for clean water



Unsafe containers

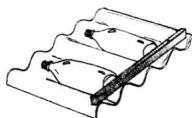



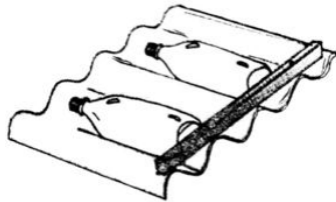




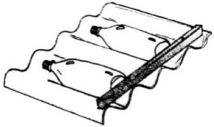

Dirty water


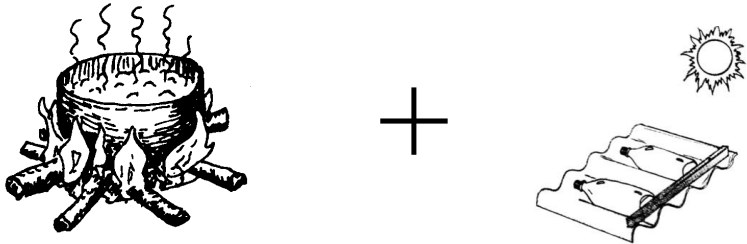
HOW CAN YOU MAKE WATER CLEAN FOR DRINKING?

2. Methods

- There are many different ways to purify water.
- It is ALWAYS important to drink clean water regardless of how you make it clean.
- **Combining more than one method is the most effective**
- Boiling, Filtration, Disinfection with tablets, mixing with Bleach.
- SODIS is safe and effective and easy for people to do by themselves
- Rain water collected into a clean container



<p>3. SODIS</p>	<ul style="list-style-type: none"> • SODIS stands for Solar Water Disinfection • Uses the rays of the sun to kill germs such as viruses, bacteria, and parasites • It is a good way to make small quantities of drinking water • People can do it for themselves 	  <p>You can make a frame of tin to hold the bottles but you don't need too</p>
<p>4. SODIS STEPS</p>	<ul style="list-style-type: none"> • Clean a clear, 2 liter bottle with soap and rinse well • Label it for clean water only • Collect water in a container for dirty water only • Filter the water if it is cloudy or looks dirty • Fill the clean bottle with water and close the lid tightly • Expose the bottle to the sun morning to evening for at least 6 hours • Do not move or disturb the bottle • If more than half the sky is covered with clouds, keep the bottle in the sun for 2 days before drinking it • The water is now ready to drink • Pour from the clean container into a clean cup (do not dip) • If it is raining, boil the water! DO NOT use SODIS! 	      <p>2 days if it is cloudy!</p>

<p>5. BOILING</p>	<ul style="list-style-type: none"> • Heat water until it is bubbling fast • Keep boiling for 5 minutes • Cool the water before using • Keep in a clean container with a tight fitting lid • Do not use a cup or ladle to get the water – use a tap or pour it out 	
<p>6. COMBINE METHODS</p>	<ul style="list-style-type: none"> • The best way to purify water is to use two methods • Do this when you or your family is sick • Be extra careful after a flood • 	




POSTER:

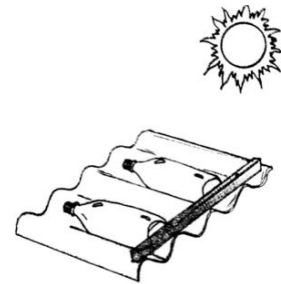
CLEAN WATER



DIRTY WATER MAKES YOU AND
YOUR FAMILY SICK



ONLY DRINK CLEAN WATER!



KEEP WATER IN A SPECIAL CONTAINER
JUST FOR CLEAN WATER

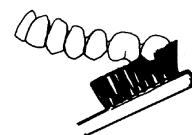


YOU CAN CLEAN WATER FOR SAFE DRINKING



USE CLEAN WATER TO

DRINK
BRUSH TEETH
MAKE FOOD
WASH YOUR HANDS
WASH YOUR BABY



PRESENTER POINTS:

PRESENTATION IDEAS

- Use poster and follow presentation
- Use a 2 liter PET bottle (clear) and demonstrate SODIS

GROUP PROJECT IDEAS

- Have the group do all the steps of SODIS
- Wash hands with clean water
- Make a tippy tap for a bottle
- Wash and mark a container for clean water

GIVE - AWAY IDEAS

FOR PATIENTS:

- IMR will provide leaflet flyer with these same details
- 2 liter bottles for SODIS
- Sharpie to mark clean and dirty water containers

FOR COMMUNITY:

- Poster
- Teaching tools used in class

BACKGROUND RESEARCH FOR PRESENTER:

More than 4000 children die every day from dirty water and water-borne diseases

Please download a free manual on clean water using this link:

http://en.hesperian.org/hhg/A_Community_Guide_to_Environmental_Health:Raise_Community_Awareness#Clear_water_might_not_be_clean_water

Other helpful links:

WHO: http://www.who.int/household_water/advocacy/combating_disease/en/index.html

SODIS: http://www.sodis.ch/index_EN

Cleanliness: http://en.hesperian.org/hhg/Where_Women_Have_No_Doctor:Cleanliness#Clean_Water